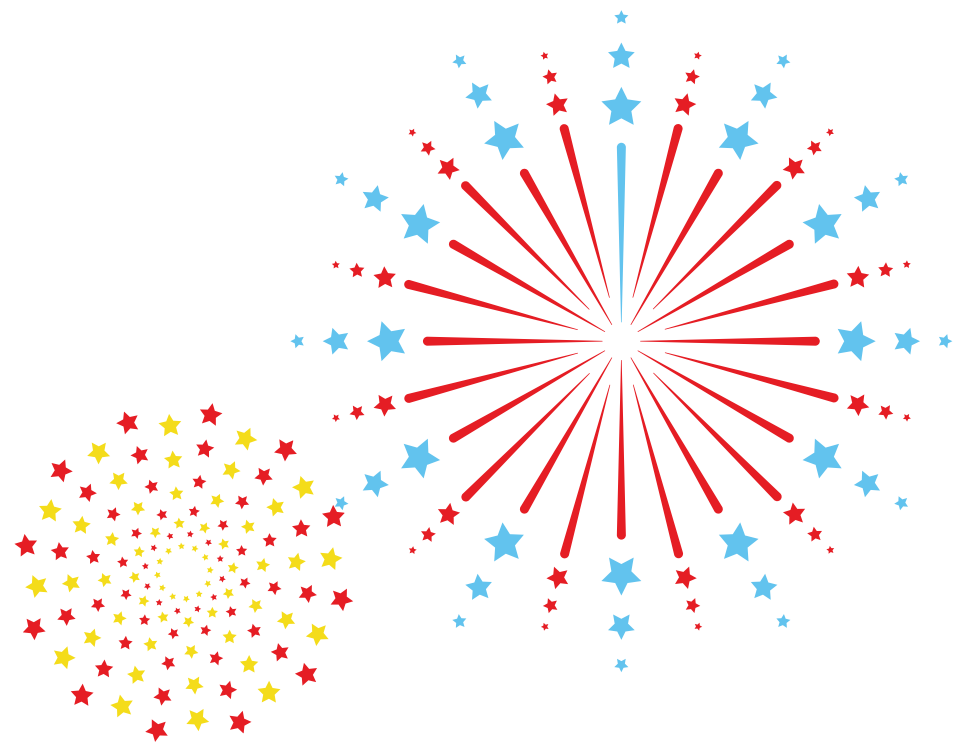



**EVERYBODY LOVES  
FIREWORKS!  
LEARN HOW TO CELEBRATE  
FREEDOM THE SAFE WAY  
WITH FAMILY & FRIENDS**



## **SKY BACON FIREWORKS**

Learn more about Sky Bacon, the brand of  
Fireworks that Sizzle!  
[www.skybaconfireworks.com](http://www.skybaconfireworks.com)



# **CELEBRATE SAFELY**

FIREWORKS SAFETY 101

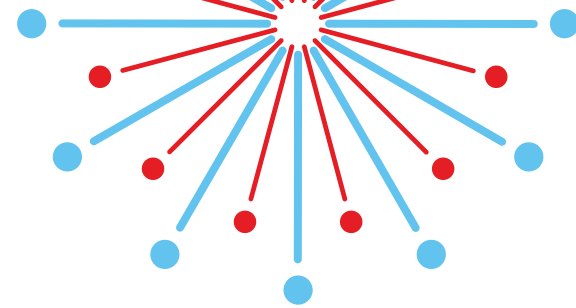




# FIREWORKS SAFETY TIPS

Fireworks are meant to be enjoyed. You, your family, and your friends will enjoy them much more knowing everyone is safe. Take extra precautions and your celebration will be a blast!

The following tips are offered by the Consumer Product Safety Commission, the National Council on Fireworks Safety, and the developers of Sky Bacon Fireworks.



## BEFORE THE SHOOT

- **Know the laws.** Make sure it is legal in your area to shoot fireworks. Check the laws before you buy.
- **Know your fireworks.** Buy fireworks only from a reputable dealer. Understand how each item will perform.
- **Plan ahead.** Choose an outside area with no obstructions, such as an open field. Pick a day with little or no wind.
- **Prepare the crowd.** Make sure spectators remain a safe distance away from shooting area (min. 500 feet).

## SAFETY TOOLS

Gather your safety materials:

- Water source (fire extinguisher, garden hose, or bucket of water)
- Safety glasses or goggles
- Close-toed shoes
- Bricks (or stakes/rebar and duct tape) to brace multi-shot cakes
- Plywood sheet for additional flat surface
- Instant-on torch, lighter, or punk sticks
- First aid kit
- Sober adult shooter



## SHOOTING CHECKLIST

- Read and follow the label directions on each firework item
- Place item on hard, flat surface (brace multi-shot cakes to prevent tip-over)
- Do not place any part of your body over the firework, and never attempt to re-light a dud
- Light one fuse at a time and stand back
- Enjoy the show!

## SAFE DISPOSAL

After the shoot:

- Allow all fireworks to cool at least 20 minutes before approaching
- Allow fireworks to cool overnight or soak in water before disposing in an outdoor trash receptacle

